



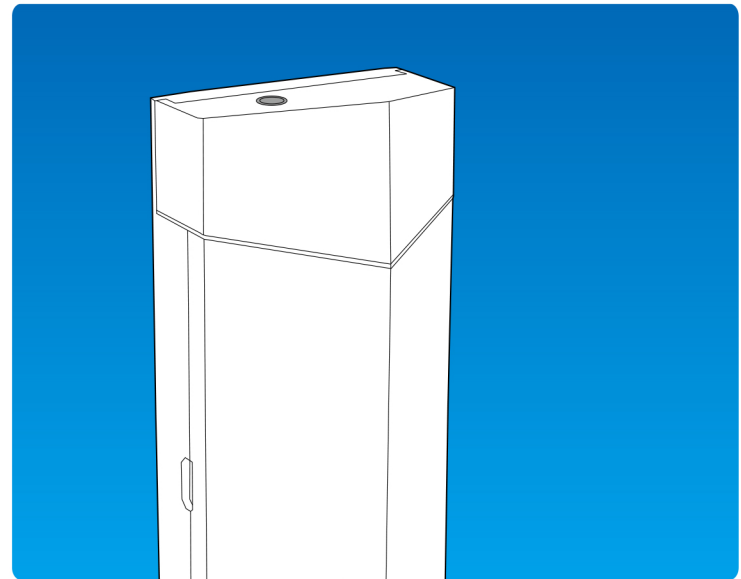
# AM-601



AREC Inc. © All Rights Reserved 2017. | [www.arec.com](http://www.arec.com)  
All information contained in this document is Proprietary



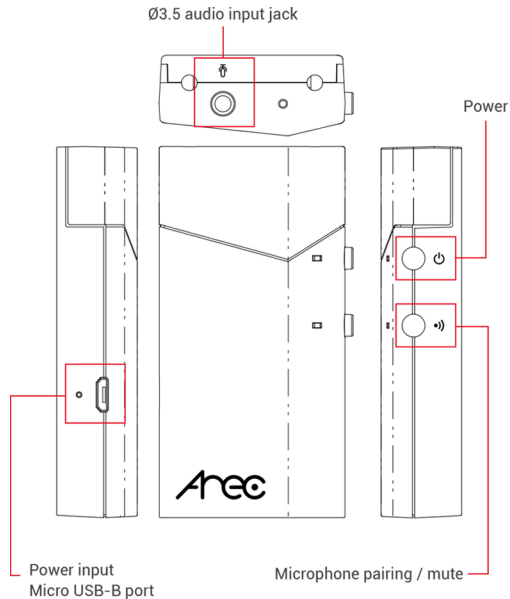
Made in Taiwan  
Version: 2017-01






## Specifications:

AM-601 Wireless microphone	
Control buttons	Power ON/OFF
	Mute
Power input	Built-in rechargeable lithium battery. 3.7V, 720mA Interface: USB Micro-B
Audio input	Ø3.5 audio input jack Built-in microphone
Working temperature	0°C~50°C
Battery life	Approximate continuous operating time : 4hours
Dimension	83(L) x 41.5(W) x 18.15(H)mm
Weight	67g

## Wireless microphone information



## Button and light indicators of wireless microphone:

Interface	Light Color	Status
 Power switch	Green Red	Press and hold the button for 3 seconds to power ON / OFF the wireless microphone . <ul style="list-style-type: none"> <li>• Green light turns on when power is ON.</li> <li>• Red light flashes when power is low.</li> </ul>
 Wireless microphone pairing and mute button	Blue Red	Press and hold the button for 3 seconds to pair the wireless microphone with AREC Media Station*. <ul style="list-style-type: none"> <li>• Blue light flashes fast during pairing.</li> <li>• Blue light flashes slow after it is successfully paired and connected.</li> </ul> Press the button twice to mute/unmute the wireless microphone. <ul style="list-style-type: none"> <li>• Red light is on, when it is muted.</li> </ul> Note: The wireless microphone memorizes the latest pairing result. To clear the pairing, press and hold the button for more than 10 seconds.
Micro USB port	Green	Green light is on during power charging. Light goes off when the charging is complete.
 Ø3.5 audio jack for microphone input		For external microphone

\* Models with a wireless audio receiver.